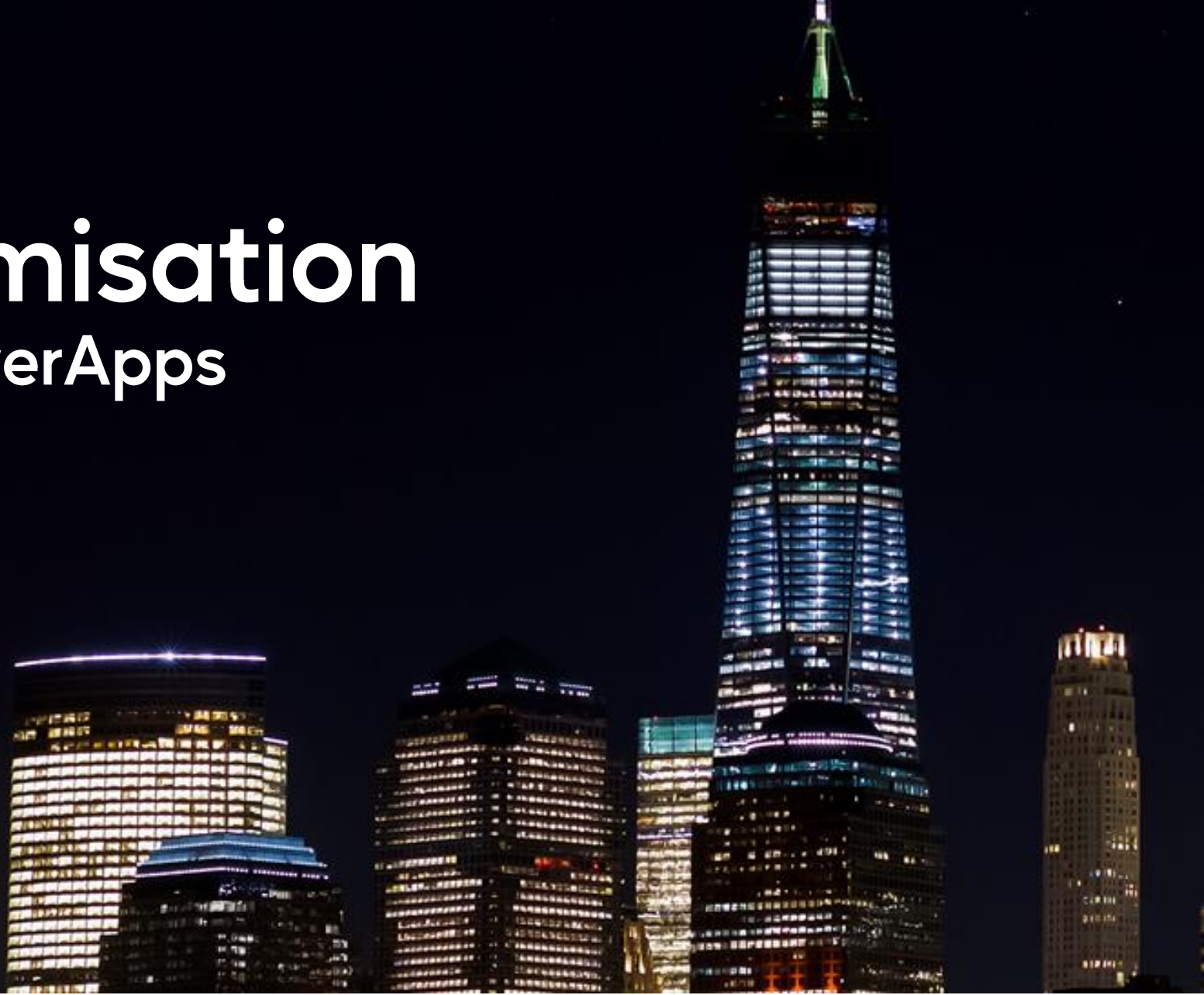


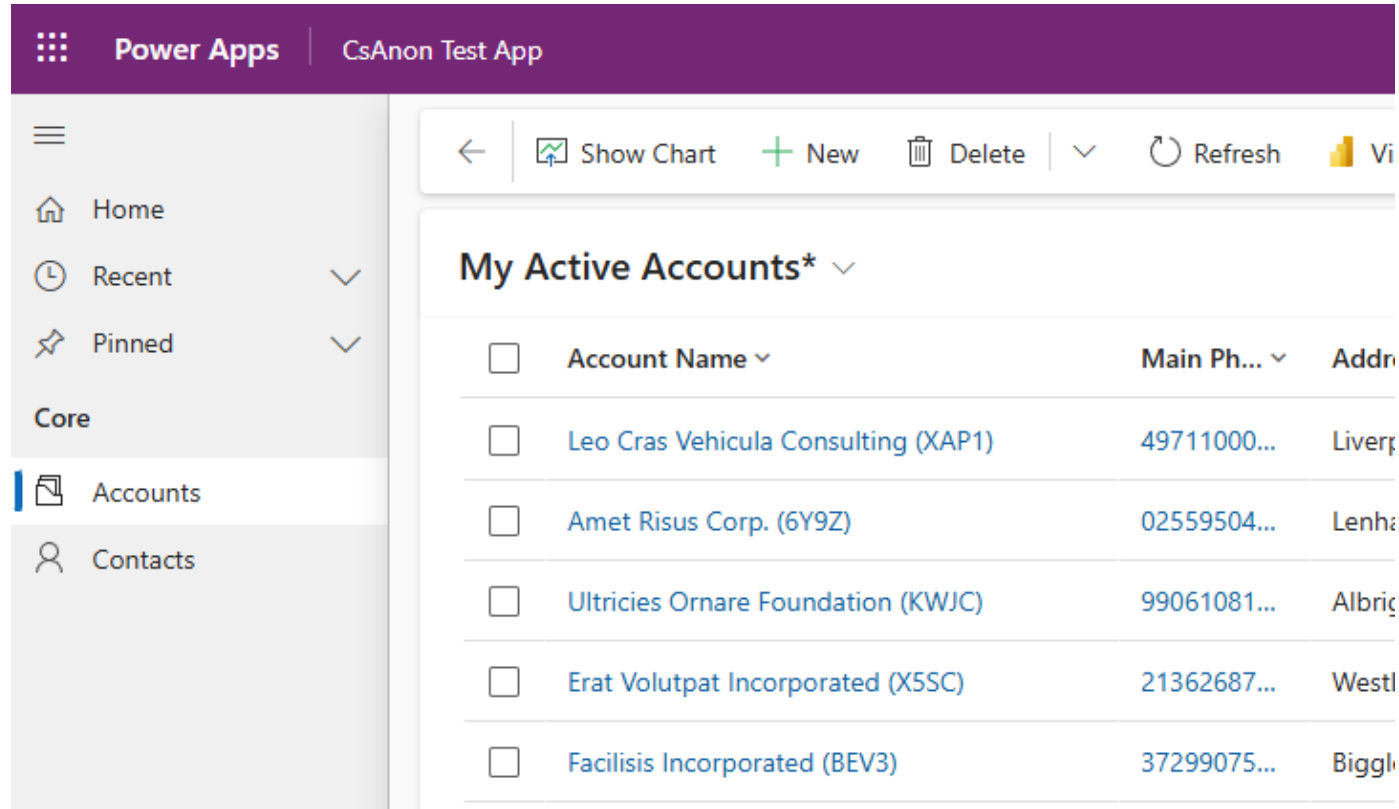
# Data Anonymisation

## Dynamics 365 & PowerApps



CARESOF UK

# CareSoft Data Anonymisation

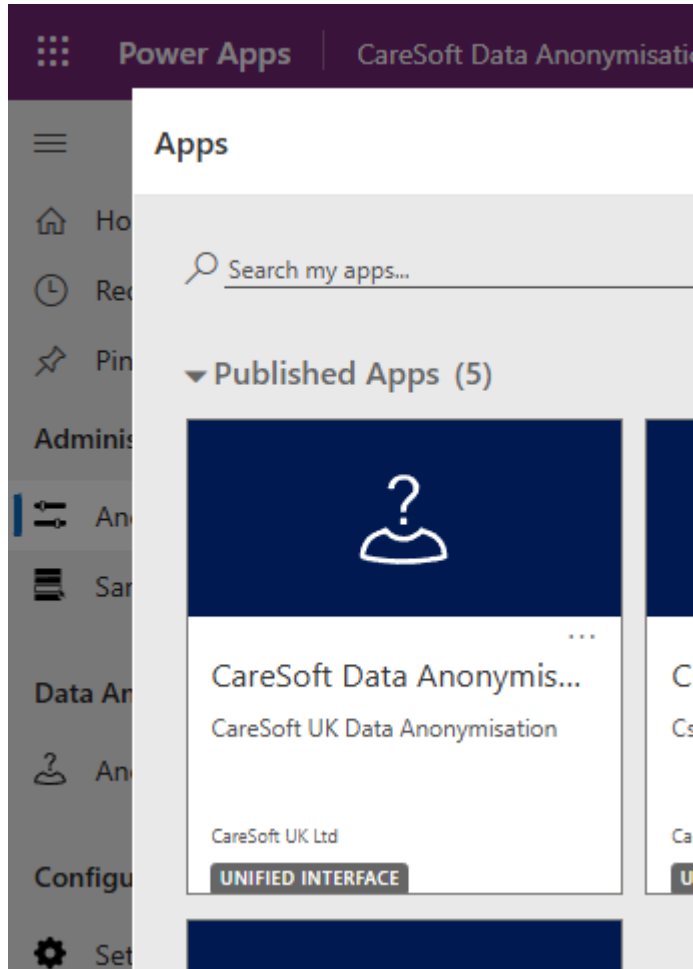


The screenshot shows the CareSoft Power Apps interface. The top bar is purple with 'Power Apps' and 'CsAnon Test App'. The left sidebar has a menu with 'Home', 'Recent', 'Pinned', 'Core', 'Accounts', and 'Contacts'. The main area displays 'My Active Accounts\*' with a table of accounts. The table has columns for 'Account Name', 'Main Ph...', and 'Address'. The accounts listed are: Leo Cras Vehicula Consulting (XAP1), Amet Risus Corp. (6Y9Z), Ultricies Ornare Foundation (KWJC), Erat Volutpat Incorporated (X5SC), and Facilisis Incorporated (BEV3).

<input type="checkbox"/>	Account Name ▾	Main Ph... ▾	Address
<input type="checkbox"/>	Leo Cras Vehicula Consulting (XAP1)	49711000...	Liverp...
<input type="checkbox"/>	Amet Risus Corp. (6Y9Z)	02559504...	Lenha...
<input type="checkbox"/>	Ultricies Ornare Foundation (KWJC)	99061081...	Albrig...
<input type="checkbox"/>	Erat Volutpat Incorporated (X5SC)	21362687...	Westl...
<input type="checkbox"/>	Facilisis Incorporated (BEV3)	37299075...	Biggl...

- Anonymises your data quickly and securely.
- Powerful, customisable rules mask your data securely.
- **Synthetic Data Generation:** replaces sensitive data with the meaningful, anonymised data you require.

# Data Anonymisation Without Limits



- **Designed for Microsoft PowerApps and Dynamics 365.**
- **Anonymise data without limits:**  
**Unlimited data volumes and fast processing.**
- **Anonymise Data Securely:**  
**All data remains and is processed within your tenant.**
- **Protect Your Data:**  
**Secure sensitive data and comply with data protection regulations.**

# Configurable Anonymisation Rules

CareSoft Data Anonymisation

← Show Chart + Quick + New Delete Refresh Visualize this view Email a

Active Anonymisation Rules\* Edit columns Edit 1

<input type="checkbox"/>	Table ↑ ↓	Field ↓	↑ ↓	Datatype ↓	Description ↓
<input type="checkbox"/>	account	accountnumber	1	Text	Incremental Pattern
<input type="checkbox"/>	account	address1_line1	1	Address	Address Line 1
<input type="checkbox"/>	account	address1_line2	1	Address	Address Line 2
<input type="checkbox"/>	account	address1_line3	1	Address	Address Line 3
<input type="checkbox"/>	account	address1_city	1	Address	City
<input type="checkbox"/>	account	address1_postalcode	1	Address	Postcode

- Quickly and easily configure your own anonymisation rules (or extend the out of the box ones).
- Multiple masking options: create everything from sequenced identifiers to synthetically generated names with matching email addresses.

# Configure Your Own Synthetic Data

Power Apps | CareSoft Data Anonymisation

Generated 5/13/2025, 4:16 PM

Manage Sample Data - Saved

Search for tools, help, and more (Alt + Q)

File Home Insert Share Page Layout Formulas Data Review View Help Draw Table Design

Undo Paste Clipboard Font Alignment Number Styles Conditional Formatting Insert Delete Format Cells Editing

A1

1	Text Options	Value	Status	Status Reason
2	Firstname	Neville	Active	Active
3	Firstname	Gillian	Active	Active
4	Firstname	Jerome	Active	Active
5	Firstname	Daphne	Active	Active
6	Firstname	Michelle	Active	Active
7	Firstname	Virginia	Active	Active
8	Firstname	Hayden	Active	Active
9	Firstname	Lucy	Active	Active
10	Firstname	Unity	Active	Active
11	Firstname	Sean	Active	Active
12	Firstname	Chancellor	Active	Active
13	Firstname	Janna	Active	Active
14	Firstname	Samuel	Active	Active

Manage Sample Data

Workbook Statistics End Mode

Give Feedback to Microsoft 100%

Save Return

Rows: 5000+

- Synthetic data generation comes out of the box with a huge sample dataset.
- Quickly manage and extend it exactly as you require using Microsoft Excel Online.

# Anonymise Your Data

The screenshot displays the 'New Anonymisation Job' form within the CareSoft Data Anonymisation application. The form is titled 'New Anonymisation Job' and has a 'General' tab selected. The form includes the following fields and controls:

- Status Reason:** A text field with the value 'New'.
- Start:** A date/time picker field.
- End:** A date/time picker field.
- Test Mode:** A toggle switch set to 'No'.
- Pause System Audit:** A toggle switch set to 'No'.
- Delete Audit Data:** A toggle switch set to 'No'.
- Created By:** A text field.
- Status Message:** A text area.

The interface also features a sidebar with navigation options: Home, Recent, Pinned, Data Anonymisation, Anonymisation Jobs, Anonymisation Rules, Sample Data, Configuration, and Settings. The top bar shows 'Power Apps' and 'CareSoft Data Anonymisation'.

- **Anonymise your data with just two clicks.**
- **Configure anonymisation to pause the system audit (and prevent data leaks).**
- **Bulk delete historical system audit data in parallel.**
- **Use Anonymisation Test Mode to anonymise a sample batch of data for review.**

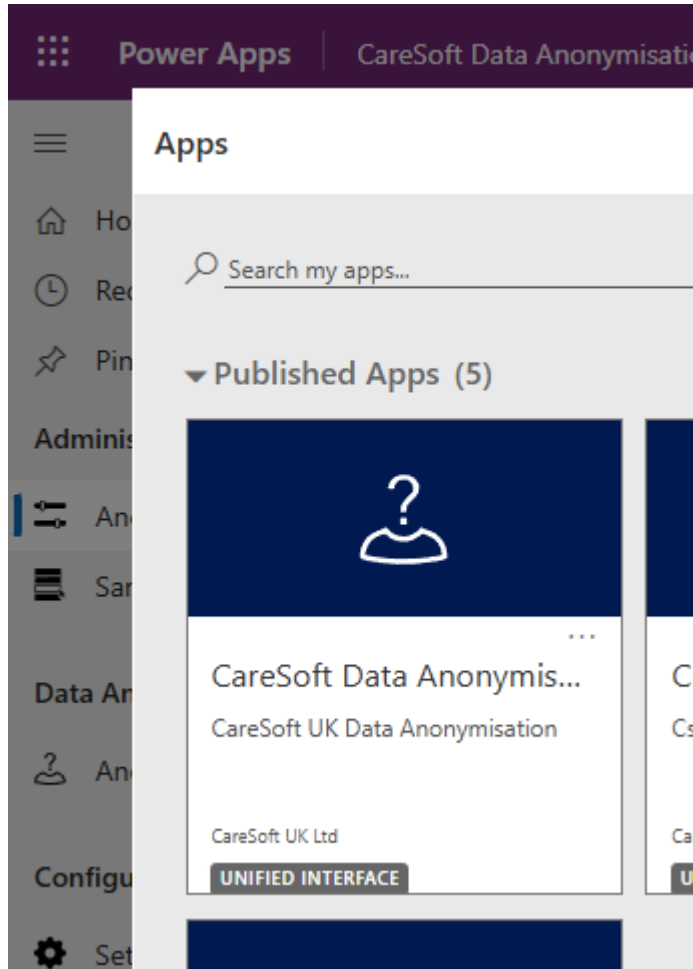
# Monitoring Data Anonymisation

The screenshot displays the CareSoft Data Anonymisation application interface. The top navigation bar includes 'Power Apps' and 'CareSoft Data Anonymisation'. The left sidebar contains navigation options: Home, Recent, Pinned, Administration (Anonymisation Rules, Sample Data), Data Anonymisation (Anonymisation Jobs), and Configuration (Settings). The main content area shows a specific anonymisation job titled '2025-05-13 15:05:02 Anonymisation Job - Saved'. The job status is 'In Progress'. The start time is '5/13/2025 3:53 PM'. The job is owned by 'MS Owner'. The 'Pause System Audit' and 'Delete Audit Data' options are both set to 'Yes'. The 'Created By' field shows 'MS (Offline)'. The 'Status Message' field contains two entries: '2025-05-13 15:53:09: Disabled organization audit.' and '2025-05-13 15:53:09: Create bulk audit delete job with id 0c55665d-1230-f011-8c4d-000d3ad91d58.' Below the status message is a 'Progress' section with a table showing the progress of the job.

Name	Progress	Total Count	Status Reason	Created On	Modified
2025-05-13 15:05:02 Anonymisation Job - acco...	520	20,000	In Progress	5/13/2025 ...	5/13/2025 ...
2025-05-13 15:05:02 Anonymisation Job - cont...	480	20,000	In Progress	5/13/2025 ...	5/13/2025 ...

- Monitor anonymisation progress in real time.
- Monitor system audit actions such as delete in real time.
- In-built error analysis helps you quickly identify and resolve anonymisation data issues if they occur.

# Flexible, Cost-Effective Licensing



- Install the solution directly from Microsoft Appsource.
- Test it with a fully functional trial, limited to 1000 records per table.
- License your environment for only £235 (GBP).
- Get free product updates for the duration of your license.
- Transfer your license to another environment (subject to terms and conditions).

See <https://portal.caresoftuk.com/csanon/subscription>



# [sales@caresoftuk.com](mailto:sales@caresoftuk.com)

[www.caresoftuk.com](http://www.caresoftuk.com)

The information and pricing in this document is subject to change.  
Please see our website for updates.

© 2025 CareSoft UK Ltd  
All rights reserved.

